

Climate
Control

IMI Heimeier

Thermostatic heads



Thermostatic heads

with direct connection for valve bodies from other manufacturers

Thermostatic heads

with direct connection for valve bodies from other manufacturers

There are special heads available to suit Danfoss, Herz and Vaillant thermostatic valve bodies so that, even when these makes are used, nobody has to go without the traditional IMI Heimeier quality.

Key features

Direct connection to thermostatic valve bodies from other manufacturers without adaptor

Liquid-filled thermostat with high pressure power and precision control

Limiting or locking of a setting



Technical description

Application:
Heating systems

Functions:
Room temperature control.
Frost protection.
Limiting or locking of a setting.

Control behavior:
Proportional controller without auxiliary energy. Liquid-filled thermostat. High pressure power, lowest hysteresis, optimal closing time.
Stable control behavior even in the case of small calculated p-band variation (<1K).

Nominal temperature range:
6 °C - 28 °C

Temperature:
Max. sensor temperature: 50°C (122°F)

Specific extension:
0.22 mm/K,
Valve stroke limiter

Material:
ABS, PA6.6GF30, brass, steel,
Liquid-filled thermostat.

Colour:
White RAL 9016

Marking:
Heimeier.
Setting numbers.
Symbols for basic setting and nighttime reduction (Thermostatic head K/VK).
Brief data including the most important settings (Thermostatic head K/VK).
Setting indicators on the face of the head and markings designed for the visually impaired (Thermostatic head K/VK).
Rotation direction indicator (Thermostatic head K/VK).

Connection:
See each product

Function

In terms of controls, thermostatic heads are seen as continuous proportional controllers (P controllers) that require no auxiliary energy. They do not need an electrical connection or other source of energy. Changes in room air temperature are proportional to changes in the valve stroke.

If the temperature of the air in the room increases due to sunshine, for example, the liquid in the temperature sensor

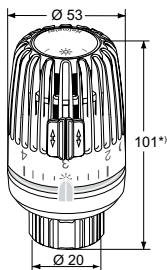
expands and affects the corrugated pipe. This chokes the water supply to the radiator via the valve spindle. If the temperature in the room decreases, the opposite process occurs. The change in valve stroke caused by a change in temperature can be quantified as 0.22 mm per K room temperature change.

Setting scales

The various settings give approximately the following room temperatures:

★	1	2	3	4	5
6	12	16	20	24	28 °C

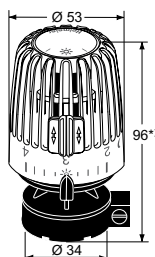
Articles



Thermostatic head VK – For Danfoss RA

With 2 energy saving clips.

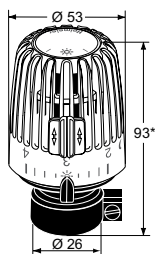
Model	EAN	Article No
Standard	4024052298211	9710-24.500
With zero position	4024052493029	9711-24.500
With theft protection using 2 screws	4024052541027	9710-40.500



Thermostatic head K – For Danfoss RAV

With 2 energy saving clips.

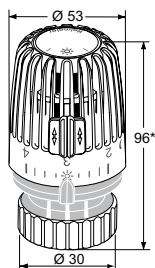
EAN	Artikel-Nr.
4024052300013	9800-24.500



Thermostatic head K – For Danfoss RAVL

With 2 energy saving clips.

EAN	Article No
4024052295814	9700-24.500

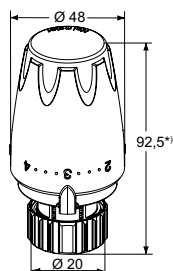


Thermostatic head K – For Vaillant

For series from 1987. With 2 energy saving clips.

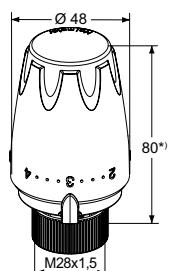
EAN	Article No
4024052496822	9712-00.500

*) setting at 3



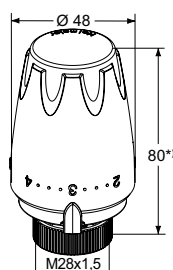
Thermostatic head DX – For Danfoss RA

EAN	Article No
4024052562510	9724-24.500



Thermostatic head DX – For TA
For series until 1999.

EAN	Article No
4024052768912	9724-28.500



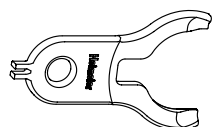
Thermostatic head DX – For Herz

EAN	Article No
4024052769018	9724-30.500

*) setting at 3

The groove on the face of the thermostatic heads K, VK, WK and F serves to take up “color clips” or specially printed “partner clips”. E-mail: Partnerclip.Montage@imi-hydronic.com

Accessories



Removal device
for graduation cap of thermostatic head
K and VK and for dismounting stop clips.

EAN	Article No
4024052457410	6000-00.138